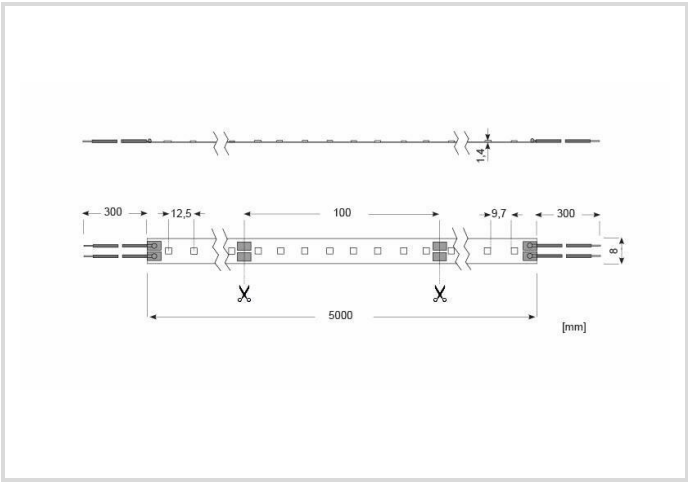


LED Essence Strip 1500
60W 930/24V 5M

Radium

Product Datasheet Date: 08.04.2025



E

60

12

1452

3000K

5 m

3 YEARS GUARANTEE

General Data

Article No.	RSTA3605
Code	LED STRIP 1500 E 930/24V 5M
Product EAN	4003556010376
Box quantitiy (pcs.)	10
EAN Box	4003556410374
Gross weight of box in kg	2.92
Length of box in m	0.205
Width of box in m	0.205
Height of box in m	0.23
Product weight	120 g
Product status	<div></div> Active

Electric Parameters

Nominal power	60.0 W
Max. system power	60.0 W
Watt per metre	12 W/m
Energy consumption kWh/1000h	60
Nominal voltage	24 V

Electric Parameters

Lamp voltage	24-24 V
Voltage type	DC
Number of poles	2
Dimmable with fitting driver	Yes

Light Application Parameters

Luminous flux	7260 lm
Lumens per metre	1452 lm/m
Beam angle	120 °
Luminous efficiency	121 lm/W
Colour of light	White
Code of light color	930
Color temperature	3000 K
Color rendering index	>90
Color Stability	≤ 3 sdc _m

Service Life

T _c Temperature max.	75 °C
Mean service life	50000 h
Lifetime L70B50	50000 h
Guarantee	3 years

Specification

Energylabel notice	current label, with EPREL registration
Energy Label A to G	E
Length	5000 mm
Height/depth	1,4 mm
Width	8 mm
No. of LEDs per meter	80
Distance of LEDs (Pitch)	12,5 mm
Shortest cutable untit (SEU)	100 mm
Cable Length	300 mm
Model	Tape
Self-adhesive	Yes

Notes on Operation

Degree of protection (IP)	IP00
max. operable length	5 m
Connection type	Other
Length of feed-in cable	300 mm
Type of connection	Connector cable solderd on both ends
Ambient temperatures	-20...+45°C
Tc Temperature max.	75 °C
Mounting method	Built-in
Type of control gear	LED operating device voltage-controlled

Information especially for EPREL

Energylabel notice	current label, with EPREL registration
Lighting technology	LED
Color tunable light source	No
Color stability MacAdams EPREL	3
EPREL ID number	692011

Notes

Flexible linear LED module with 1440lm/m, sticky back for mounting, for operation electronic driver + cooling required, length adjustable.

Please, refer to www.radium.de/recycling for notes on disposal of burned-out lamps as well as lamp breakage.

The "lifespan L70" described for LED lamps indicates the number of hours when the luminous flux has decreased to 70% of its initial value.

The optimal field 'info about service life' contains the frame conditions according to standards based on which the specific service life has been determined. So, for example, "12B50, 50Hz" means that the mean service life (B50) has been determined with a 12h switching cycle at mains (frequency 50Hz), "3B50, HF" is based on a 3h switching cycle at electronic control gear (high frequency).

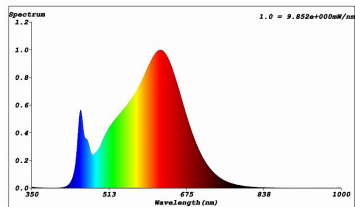
Spectrum

As daylight is a mixture of direct sunlight and light from the sky, the spectral distribution changes all the time due to the time of the day and the weather. The standard illuminant D65 corresponds to daylight with colour temperature of about 6500K.

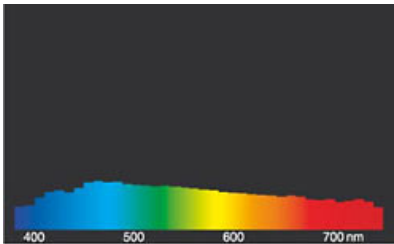
The colour of coloured LEDs depends on the chemical elements within the light generating chip. The coloured light is generated directly and does not need filtering.

White LEDs are either RGB (red + green + blue chip in one LED = light colour white) or blue LED-chips with yellow/orange phosphor in the resin.

Visible region from 380 to 780 nm; height of graph corresponding with relative spectral emission (400mW/klm)per 10nm.



LED-Strip 3000K, Ra min. 90



daylight(D 65)

Special features

LED Essence Strip 1500

60W 930/24V 5M

Radium



General notes

Observe safety instructions during assembly!

Please, consider also:

The LED module itself and all its components must not be stressed mechanically. The assembly must not damage or destroy conductor tracks on the circuit board. To avoid mechanical damage, the LED modules should be securely fastened to the intended ground. Pay attention to the correct polarity! A wrong polarity will not enable any light emission and may damage the LED module. Parallel connection is urgently recommended as a safe electrical operating mode. Series connection is not recommended.

When mounting on metallic or other conductive surfaces, electrical insulation must be provided at the solder joints between the module and the mounting surface. Please make sure that the LED driver has sufficient power to operate the total load. It is the responsibility of the user to provide suitable protection against corrosive substances such as moisture and condensation as well as other harmful elements.

For applications exposed to moisture and dust, the module must be protected by a device or housing with a suitable protection class.

Radium does offer pre-assembly services. With our Strip Configurator, you can cut the strips to your desired length and combine them with matching aluminum profiles or have them glued directly in, as well as choose a suitable operating device for your application. All lengths of LED strips, profiles, covers and cables are subject to standard industry tolerances and can therefore deviate.

Our team will be pleased to advise you, also regarding application and mounting questions.

The technical design data in accordance with DIN and IEC. The producer does not take any responsibility for damage to persons or property in case of unsuitable operation or handling of the product. Operating data and dimensions are valid within the usual tolerances. Related lamp types (different bases, mains voltages) may be available on request. Sale and delivery are effected in accordance with the Radium Terms of Delivery and Payment valid on the day of conclusion of contract. Packing units offer economical advantages to the purchase and logistic department. Please match your quantity volume accordingly. For orders of a minimum quantity (clefs) with a lamp model the amount lower than the volume of each packaging unit, we will invoice 10 % additional charge per lamp type. Technical changes and terms of delivery are reserved. Manipulation of any kind to packaging or product is not permissible as this will violate Radium brand rights. Furthermore, technical properties of the product can change to its disadvantage or even destruction. Therefore, Radium cannot be responsible for consequential damages.

® = Registered trademark

Subject to change without notice. Errors and omissions excepted.

Safety instructions

The LED module does not provide protection against short circuits, overloads or overheating. In order to operate LED modules safely, it is necessary to operate them with a LED driver that protects against short circuits, overloads and overheating. To simplify the luminaire / installation approval, LED drivers and LED modules must bear the CE mark. The installation of LED modules (with LED driver) must be carried out in compliance with all applicable electrical and safety standards. Only qualified personnel may perform installations.

All technical data without guarantee.